

claromentis

Claromentis Arcade

Version 8.6 release notes

Contents

Introduction	4
Buttons	5
Core	7
Bookmarks	7
Permissions	7
Calendar	7
Email formatting	7
Design	8
Font picker	8
Application menu items	9
Image resizing	9
“Current interface” indicator	9
Live theme preview	10
Gravatar integration	10
HR	11
Data retention	11
InfoCapture	11
Status highlighting	11

Contents

Mobile push notifications	12
News	12
Comments	12
Pages	12
Countdown component	12
Weather component	13
Discuss component	13
InfoCapture Dashboard component	14
People	14
User import with Manager ID	14
User export page	14
Rich-text editor	14
Search	15
Dynamic search suggestions	15
Bug fixes and design & usability improvements	15

Introduction

The previous version of Claromentis marked the beginning of a new naming convention. As our headquarters are based in the coastal city of Brighton, UK, we wanted to pay homage to the lovely city we call home by naming our major software releases after Brighton landmarks.

For Claromentis version 8.6, we needed a name that reflected the fun and interactive features that make their first appearance in this release. There's no shortage of fun in Brighton, so we had plenty of options!

We decided to name Claromentis 8.6 "Arcade", after the gaming machines that are found within Brighton's iconic Palace Pier. Fun, interactive, and full of buttons (you'll see how this relates later), "Arcade" was the perfect name for Claromentis 8.6.



Palace Pier and arcade machines in Brighton, Sussex

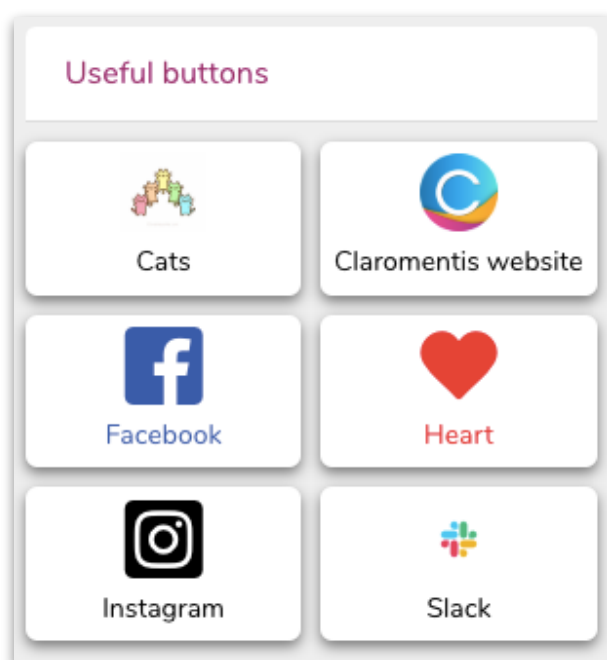

Buttons

Claromentis Arcade's flagship feature and the inspiration behind naming it so, is Buttons.

Buttons is our brand new feature that allows you to create and manage your own interactive buttons, providing engaging quick links to internal or external apps to you and your staff.

Buttons can be created using images or by choosing from our selection of built-in icons, and then customised with different colours, text, links, and permissions.

When adding Buttons to a page, you can resize the component, choose to display large or small icons/images, and show the Button label.



Buttons component displayed in different formats

There are two areas where Buttons can be added - within the dedicated Buttons application, or directly within the Buttons Pages component - so that you can easily add Buttons, wherever you are in the system.

Settings

▼ Add new button

Button title

Button URL

Use an icon
 Use an image

Button icon

Icon/title colour

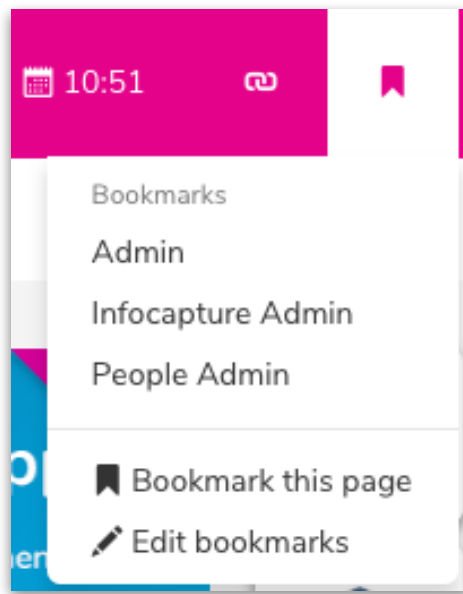
Submit

Adding a new Button within the Pages component

Core

Bookmarks

You can now bookmark any page of your intranet using our new “Bookmark this page” feature, which is present in the navigation bar. Anything that you bookmark will appear in your personal Bookmarks menu.



Permissions

We've improved our caching technology so that any changes you make to Groups or Roles permissions will appear quicker.

Calendar

Email formatting

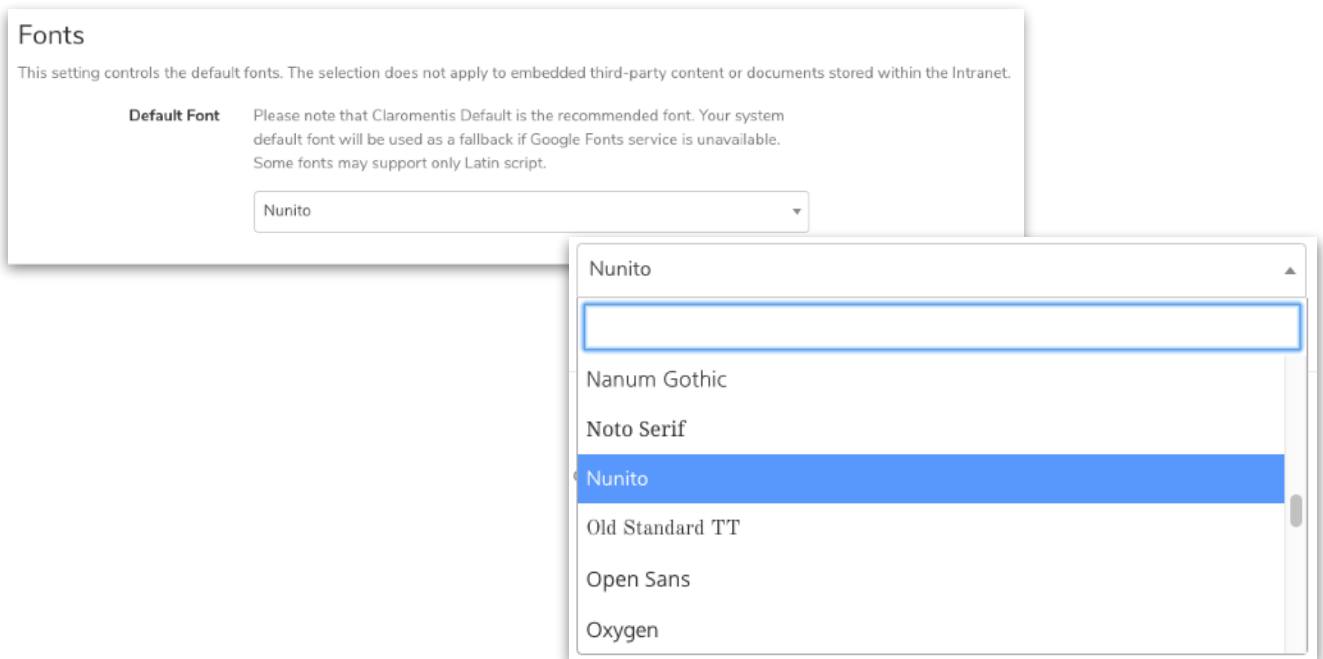
We've improved the formatting of Calendar email notifications, so that any line breaks that are present in a Calendar event's description is carried over to email.

Design

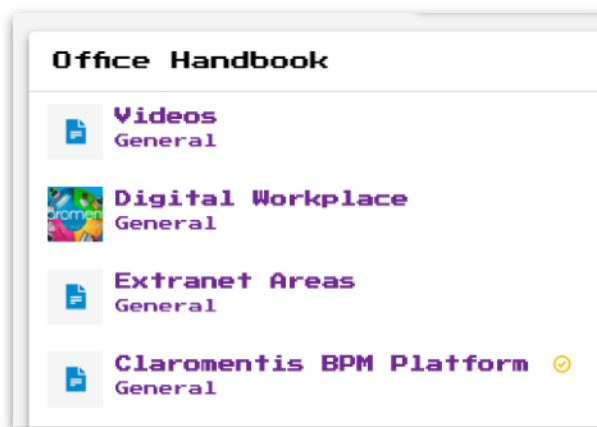
Our intranet Design app has had loads of new features and improvements in Claromentis Arcade.

Font picker

You can now choose from a selection of pre-installed fonts to customise your intranet and reflect your company's branding. We've even included a few novelty fonts for fun!



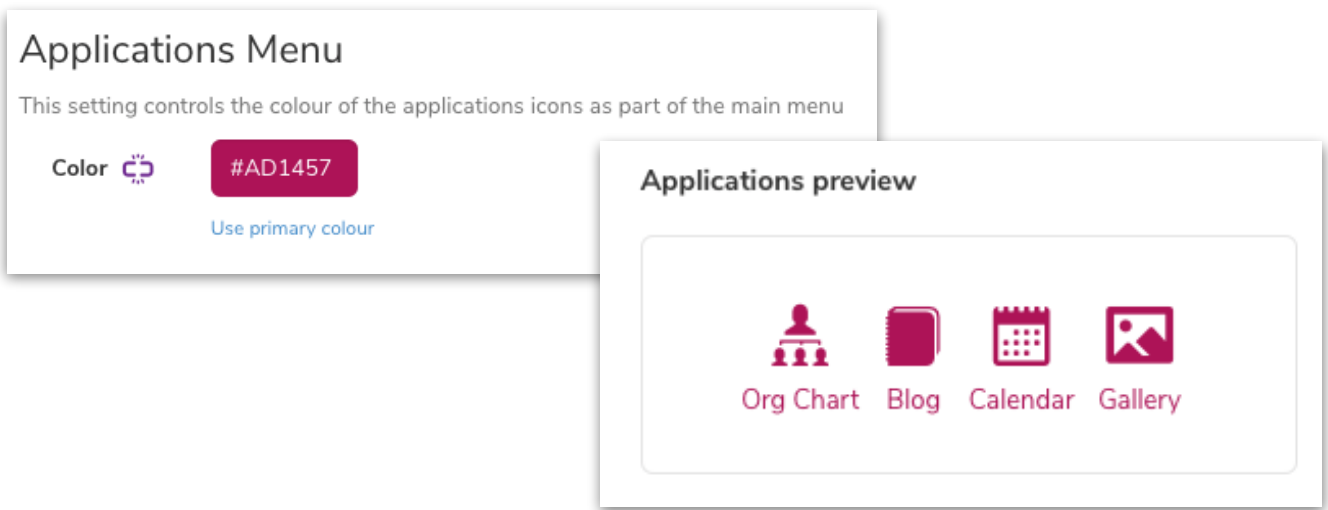
Font picker within the Design panel



Retro novelty font

Application menu items

Change the colour of your application menu items with our new customisation feature.



Customise the colour of your application menu items

Image resizing

Background images and logos will be automatically resized and optimised once uploaded to the system.

“Current interface” indicator

We’ve added a handy “Current interface” label to highlight which intranet theme you currently have enabled.



Live theme preview

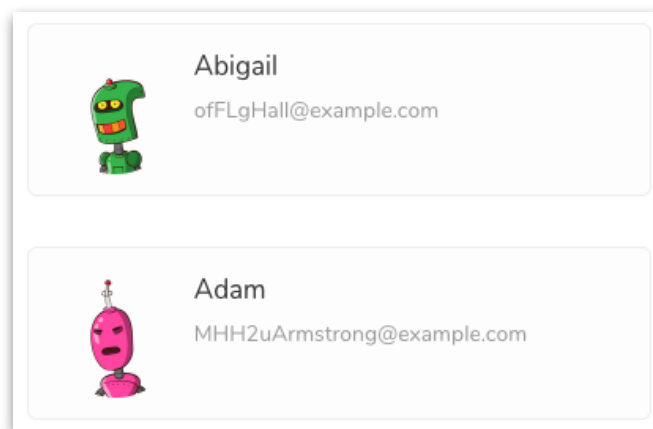
When editing a theme, a live preview window will display showing real-time updates you make to colour schemes, background images, logos, and panel styling.



Live preview window that updates in real-time whenever a change is made

Gravatar integration

We have integrated our People application with Gravatar, providing the option to use Gravatar's default images as placeholder user profile photos. This is handy in cases where People profile photos have yet to be populated, or to give users the option of using Gravatar images rather than their own.



Gravatar profile photos

HR

Data retention

In order to help you comply with GDPR, we've put in place a new Data Retention panel to manage the deletion of past employees' HR records.



Data Retention

HR records will be destroyed permanently after years from employment end date. [Edit](#)

InfoCapture

Status highlighting

We've modernised the styling of InfoCapture statuses, so that it's simpler to view at-a-glance which issues are pending an action.

ID ▾	 	Submitted	Customer	Status
INV0005		Claromentis Administrator	Customer A	No Invoicing Yet
INV0004	1	James Terry	Customer C	No Invoicing Yet
INV0003		Vanessa Wright	Customer D	Pending Invoice
INV0002		James Terry	Customer A	Invoice Sent
INV0001		Anne Wilkins	Customer B	Invoice Sent

Updated "Status" styling

Mobile push notifications

Users can receive push notifications directly on their smartphone whenever a new in-system message appears. (Please note: an update to the mobile app is required).



Push notification on smart watch

News

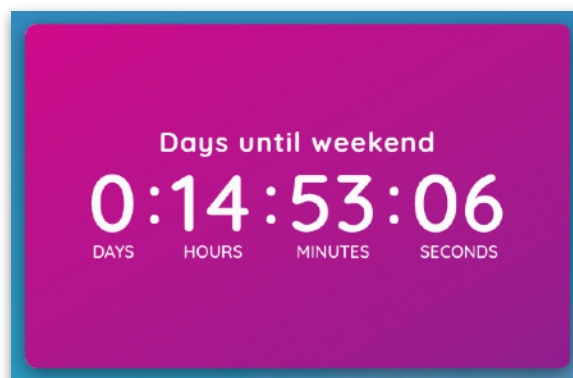
Comments

You can now choose to enable or disable comments on News articles.

Pages

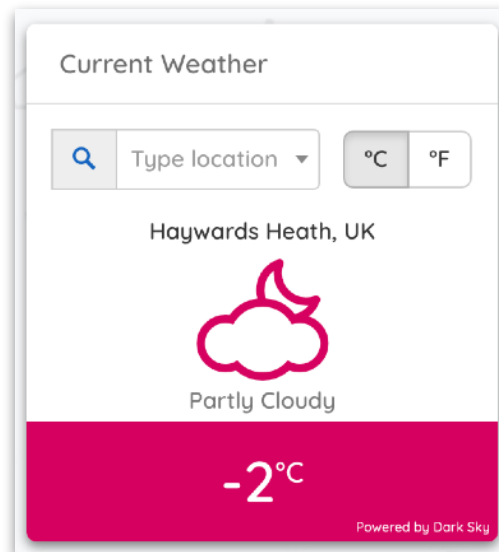
Countdown component

We have a brand new Pages component in Claromentis Arcade, where you can create your own countdown timer to promote key events.



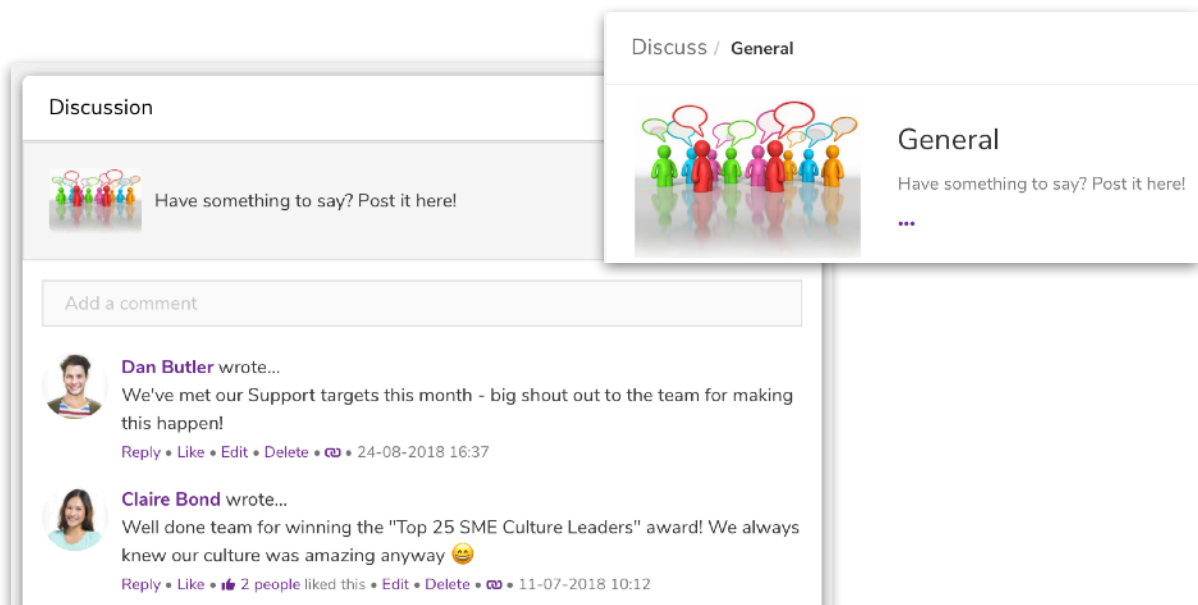
Weather component

Our Weather component is now powered by DarkSky API in place of Yahoo, which includes predictive location input.



Discuss component

The Discuss Pages component now provides the option to display the Discussion's description and image at the top of the component.



Top right: Image and description in Discuss settings; Bottom left: Image and description displayed in Discuss component

InfoCapture Dashboard component

The InfoCapture Dashboard component can now show values based on dropdown fields, in addition to Status and Status Group.

People

User import/export with Manager ID

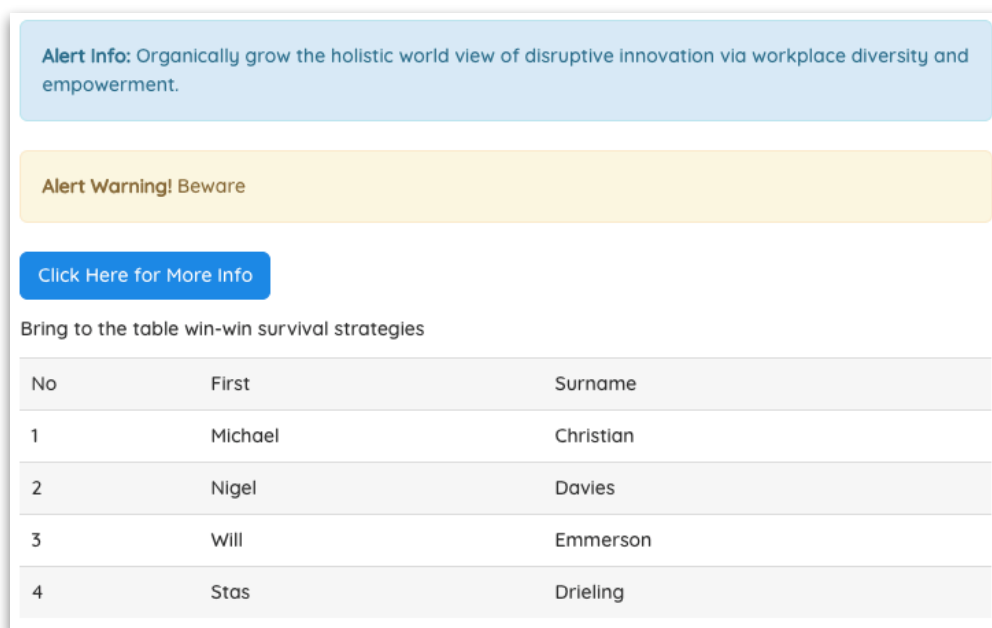
A user's Manager ID can now be exported and imported within the People Admin panel.

User Export page

We've optimised the User Export page so that it's more responsive when handling large amounts of data.

Rich-text editor

Our rich-text editor now includes additional built-in styling options, including the ability to add alert, button, and table styles.



Alert Info: Organically grow the holistic world view of disruptive innovation via workplace diversity and empowerment.

Alert Warning! Beware

[Click Here for More Info](#)

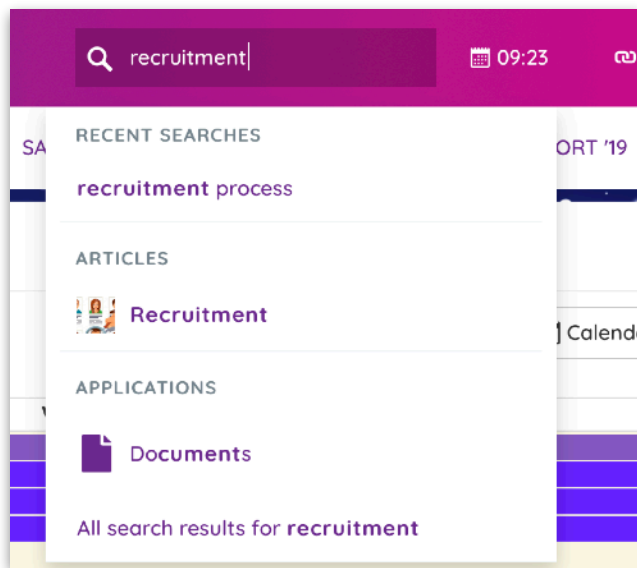
Bring to the table win-win survival strategies

No	First	Surname
1	Michael	Christian
2	Nigel	Davies
3	Will	Emmerson
4	Stas	Drieling

Search

Dynamic search suggestions

Search suggestions will now appear dynamically when you start typing queries into the global search bar.



Bug fixes and design & usability improvements

Claromentis Arcade contains over 80 bug fixes and around 60 design & usability improvements, creating an intranet system that's both stable and easy to use.